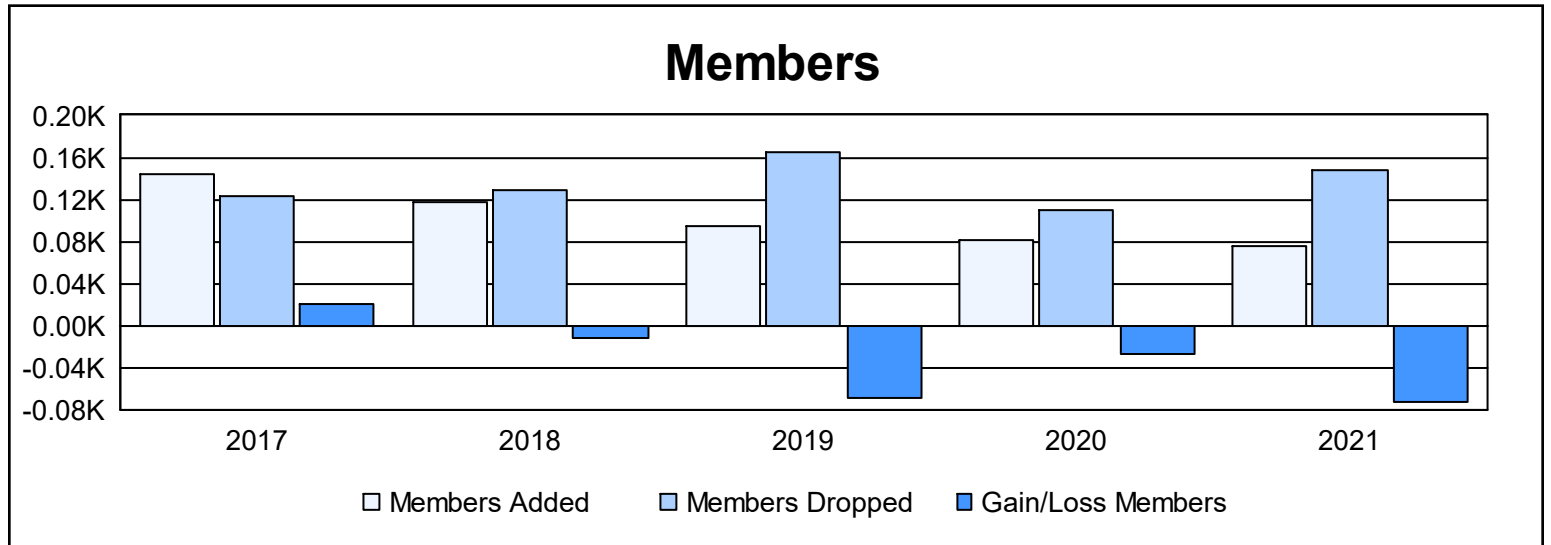
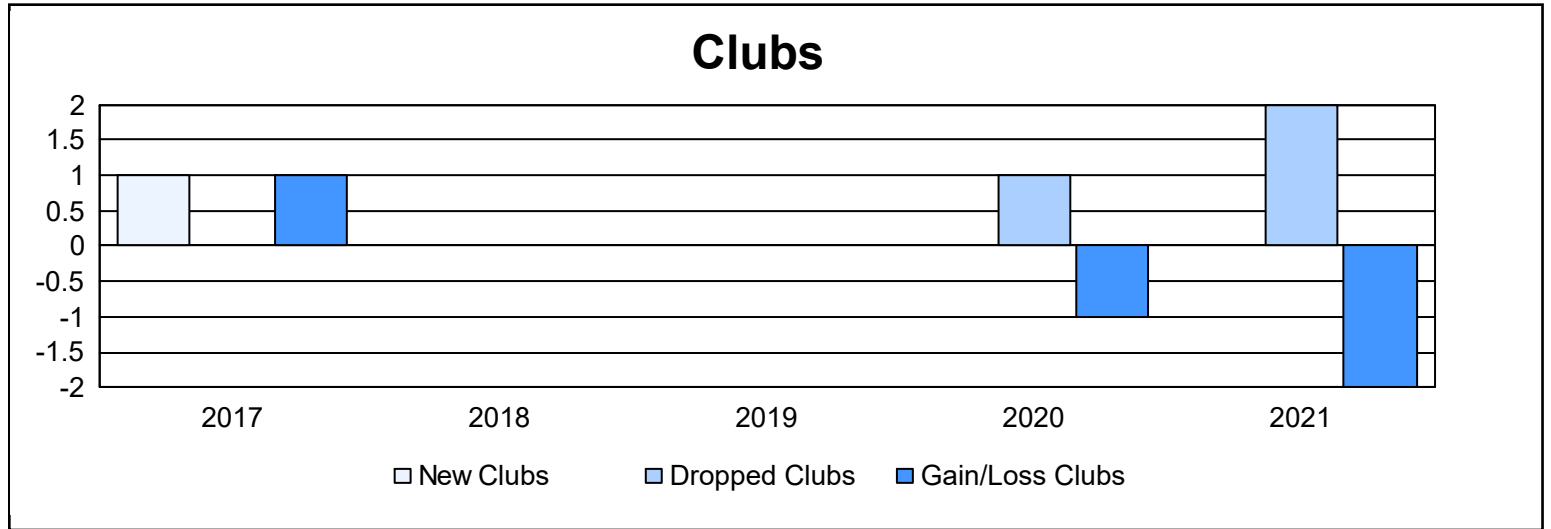
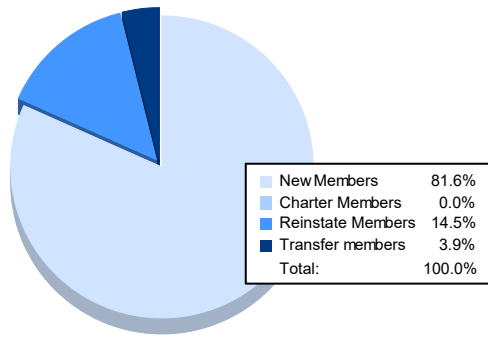


| Year           | New Clubs | Dropped Clubs | Gain/ Loss Clubs | New Members | Charter Members | Reinstate Members | Transfer Members | Total Member Added | Total Members Dropped | Gain/ Loss Members |
|----------------|-----------|---------------|------------------|-------------|-----------------|-------------------|------------------|--------------------|-----------------------|--------------------|
| 2016-2017      | 1         | 0             | 1                | 105         | 21              | 5                 | 12               | 143                | 123                   | 20                 |
| 2017-2018      | 0         | 0             | 0                | 100         | 0               | 14                | 3                | 117                | 128                   | -11                |
| 2018-2019      | 0         | 0             | 0                | 80          | 1               | 14                | 0                | 95                 | 164                   | -69                |
| 2019-2020      | 0         | 1             | -1               | 75          | 0               | 5                 | 2                | 82                 | 110                   | -28                |
| 2020-2021      | 0         | 2             | -2               | 62          | 0               | 11                | 3                | 76                 | 148                   | -72                |
| <b>Average</b> | <b>0</b>  | <b>1</b>      | <b>0</b>         | <b>84</b>   | <b>4</b>        | <b>10</b>         | <b>4</b>         | <b>103</b>         | <b>135</b>            | <b>-32</b>         |



### Membership Composition June 2021 Cumulative



### Gender Composition June 2021 Cumulative

